




<p><b>Hydrangea paniculata</b> <b>Limelight'</b> tree form</p> <p>(Panicle Hydrangea)</p>		<ul style="list-style-type: none"> <li>- <b>Breeder:</b> Proven Winner</li> <li>- <b>Hardiness Zone:</b> 3 to 8</li> <li>- <b>Height:</b> 8-10 Feet</li> <li>- <b>Spread:</b> 5-7 Feet</li> <li>- <b>Bloom Color:</b> White / Green / Pink</li> <li>- <b>Bloom:</b> Late Spring, Summer &amp; Fall</li> <li>- <b>Foliage Color:</b> Green</li> <li>- <b>Light:</b> Full Sun to Part Shade</li> <li>- <b>Options:</b> Limelight, Fire Light, Little Lime, Quick Fire, Vanilla Strawberry</li> </ul>
<p><b>Juniperus squamata</b> 'Blue Star' Patio Tree</p> <p>(Single Seed Juniper)</p>		<ul style="list-style-type: none"> <li>- <b>Hardiness Zone:</b> 4 to 8</li> <li>- <b>Height:</b> 1-3 Feet</li> <li>- <b>Spread:</b> 1-4 Feet</li> <li>- <b>Foliage Color:</b> Blue/Green</li> <li>- <b>Light:</b> Full Sun to Part Shade</li> </ul>
<p><b>Picea pungens</b> 'Globosa' - Patio Tree</p> <p>(Globe Blue Spruce)</p>		<ul style="list-style-type: none"> <li>- <b>Hardiness Zone:</b> 2 to 7</li> <li>- <b>Height:</b> 3-5 Feet</li> <li>- <b>Spread:</b> 4-5 Feet</li> <li>- <b>Foliage Color:</b> Blue / Green</li> <li>- <b>Light:</b></li> </ul>

Smoke Tree  
'Dusky Maiden'








- Mature Size: 5' x 5'
- Full Sun - Zone 5-8
- A bush that will outperform while adding much-needed contrast
- Its compact, deeply hued, and winter hardy
- Red-violet foliage that will deepen with greater sun exposure
- Even, ovular leaves feature red highlights along their veins and can shimmer green in the right light
- Errupts with dramatic plumes of pink flowers that resemble clouds of elegant funky pink smoke in summer
- When temps drop, it puts on a show of orange and red foliage that will last and last

Tiger Eyes



- AWARD WINNER
- Mature Size: 3-6'H x 3-6'W
- Full Sun to Part Shade Zone 5-8
- Chenin with every season, the cut-leaf foliage of this deciduous, suckering shrub emerges chartreuse in spring
- Matures to bright yellow in summer
- Striking orange and scarlet tones in the fall
- Leaves contrast extremely well with the purplish branches and stems
- Cone-shaped panicles of green-yellow flowers bloom in early summer, followed on female plants by dark red fruit in fall

<p>Tree 'Dwarf Korean Lilac' (Deciduous)</p>		<ul style="list-style-type: none"> <li>- Mature Size: 5-6'</li> <li>- Full Sun Zone 3-7</li> <li>- One of the most colorful, most fragrant lilac variety available</li> <li>- A compact, rounded, slow-growing, deciduous shrub</li> <li>- Pale lilac to violet-purple flowers bloom in small, dense terminal clusters in late April to early May</li> <li>- Displays dark green foliage that emerges burgundy in spring</li> <li>- Profuse late spring blooms</li> </ul>
<p>Hibiscus syriacus Pink double Patio Tree  (Rose of Sharon)</p>		<ul style="list-style-type: none"> <li>- <b>Hardiness Zone:</b> 5 to 9</li> <li>- <b>Height:</b> 8-10 Feet</li> <li>- <b>Spread:</b> 6-8 Feet</li> <li>- <b>Bloom Color:</b> Light Pink</li> <li>- <b>Bloom:</b></li> <li>- <b>Spring Foliage:</b> Green</li> <li>- <b>Fall Foliage:</b></li> <li>- <b>Light:</b></li> <li>- <b>Options:</b> Chiffon, Pink, White</li> </ul>
<p>Rosa x Double Knock Out® Patio Tree  (Rose)</p>		<ul style="list-style-type: none"> <li>- <b>Breeder:</b> Knock Out Roses</li> <li>- <b>Hardiness Zone:</b> 5 to 9</li> <li>- <b>Height:</b> 4-5 Feet</li> <li>- <b>Spread:</b> 3-4 Feet</li> <li>- <b>Bloom Color:</b> Red</li> <li>- <b>Bloom:</b> Spring, Summer, &amp; Fall</li> <li>- <b>Spring Foliage:</b> Green</li> <li>- <b>Light:</b> Full Sun to Partial</li> <li>- <b>Options:</b> Red, Pink, Peach, White &amp; Yellow (pending availability)</li> </ul>

<p>Rosa x Pink Drift® Patio Tree</p> <p>(Rose)</p>		<ul style="list-style-type: none"> <li>- <b>Breeder:</b> Knock Out Roses</li> <li>- <b>Hardiness Zone:</b> 4 to 11</li> <li>- <b>Height:</b> 4 Feet</li> <li>- <b>Spread:</b> 3 Feet</li> <li>- <b>Bloom Color:</b> Pink</li> <li>- <b>Bloom:</b> Spring, Summer &amp; Fall</li> <li>- <b>Foliage Color:</b> Green</li> <li>- <b>Light:</b> Full Sun to Partial</li> <li>- <b>Options:</b> Red, Pink, Peach, White &amp; Yellow (pending availability)</li> </ul>
<p>Japanese Maple 'Weeping Tamukeyama' (Deciduous)</p>		<ul style="list-style-type: none"> <li>- Slow Growth Rate - Max Size: 6-10'H x 10-12'W</li> <li>- Partial Sun / Partial Shade</li> <li>- A graceful, mounding, dwarf tree with waxy, deep red bark and beautiful cascading branches</li> <li>- Deeply lobed foliage is a beautiful purple-red throughout the summer and turns bright red in the fall</li> </ul>