

















## Manufactured Stone:











<b>Anchor (Bullet) Edging</b>			<ul style="list-style-type: none"><li>- Machine cut interlocking stone</li><li>- 4-in x 4-in x 12-in</li><li>- Colors: Natural, Red, Slate, Sandstone, &amp; Terra Cotta</li></ul>
<b>Bella Border</b>			<ul style="list-style-type: none"><li>- Machine cut and tumbled stone</li><li>- 4.75-in x 3.75-in x 12-in</li><li>- Colors: Red, Charcoal, Tan-Buff, &amp; Chocolate</li></ul>
<b>River Rock Edging</b>			<ul style="list-style-type: none"><li>- Overlapping concrete edging</li><li>- 3-in x 4-in x 12-in</li><li>- Multi-colored with Grey, Tan &amp; Brown</li></ul>

<p><b>Granite Cobblestone</b></p>			<ul style="list-style-type: none"> <li>- Hand cut and tumbled natural granite</li> <li>- 5-in x 5-in x 9-in</li> <li>- Colors: Pink, Grey, and Black</li> </ul>
---------------------------------------	---	--	---

**Natural Stone:**

<p><b>Wind River Tumbled Edging</b></p>			<ul style="list-style-type: none"> <li>- Machine split and tumbled rustic sandstone with tan to buff colors</li> <li>- 3.5 inches thick</li> </ul>
<p><b>Black Hill Rustic Tumbled</b></p>			<ul style="list-style-type: none"> <li>- Multi-colored sandstone with antiqued rustic look with tan, pink, rust, and black colors</li> <li>- Very hard, flat, and consistent</li> <li>- 4-inch thickness</li> </ul>
<p><b>Boone County Tumbled</b></p>			<ul style="list-style-type: none"> <li>- Medium to dark blue-gray sandstone with rounded edges</li> <li>- 5-inch thickness</li> </ul>

<p><b>StoneyBrook Tumbled</b></p>			<ul style="list-style-type: none"> <li>- Gray limestone with a touch of blue, mauve, and lavender</li> <li>- 4-inch thickness</li> </ul>
<p><b>Eden Tumbled</b></p>			<ul style="list-style-type: none"> <li>- Machine cut, tumbled limestone</li> <li>- Gray to buff in color</li> <li>- Very dense limestone</li> <li>- 4-inch in thickness</li> </ul>
<p><b>Fon Du Lac Non-Tumbled</b></p>			<ul style="list-style-type: none"> <li>- Machine cut limestone</li> <li>- Sharp / jagged edges</li> <li>- Gray to buff in color</li> <li>- Very dense limestone</li> <li>- 4-inch in thickness</li> </ul>
<p><b>Rocky Mountain Rose Tumbled</b></p>			<ul style="list-style-type: none"> <li>- Machine cut and tumbled sandstone</li> <li>- Rose colored</li> <li>- Very hard, dense, and consistent</li> <li>- 4-inch thickness</li> </ul>
<p><b>Natural Drywall:</b></p>			
<p><b>Fon Du Lac 8" Drywall</b></p>			<ul style="list-style-type: none"> <li>- Natural layered very dense limestone with gray and buff colors</li> <li>- 3-4" thick and 4-5" thick</li> <li>- 8" wide and random lengths</li> <li>- Approx coverage 20ft<sup>2</sup> / Ton</li> </ul>

<p><b>Scottsdale 8" Drywall</b></p>			<ul style="list-style-type: none"> <li>- Buff and white colored sandstone</li> <li>- 3-5" thick and random lengths</li> <li>- Approx coverage 20ft<sup>2</sup> / Ton</li> </ul>
<p><b>Rocky Mountain Rose 8" Drywall</b></p>			<ul style="list-style-type: none"> <li>- Rose colored sandstone</li> <li>- Snapped 8" deep runs 2-4" thick, random lengths</li> <li>- Approx coverage 20ft<sup>2</sup> / Ton</li> </ul>
<p><b>Oakfield 8" Drywall</b></p>			<ul style="list-style-type: none"> <li>- Gray and buff colors</li> <li>- 3-5" thick, 8" wide, and random lengths</li> <li>- Approx coverage 20ft<sup>2</sup> / Ton</li> </ul>
<p><b>Calico Cream 8" Drywall</b></p>			<ul style="list-style-type: none"> <li>- A light buff to cream colored limestone</li> <li>- Sawn on top and bottom</li> <li>- Has a more formal look with consistent heights</li> <li>- 3 5/8" thick and random lengths</li> <li>- Approx coverage 20ft<sup>2</sup> / Ton</li> </ul>
<p><b>Black Hills 8" Drywall</b></p>			<ul style="list-style-type: none"> <li>- Multi earth tone-colored sandstone</li> <li>- Snapped front &amp; back with natural beds</li> <li>- 3.5 - 4.5" heights and random lengths</li> <li>- Approx coverage 20ft<sup>2</sup> / Ton</li> </ul>

**Blue  
Sandstone  
8" Drywall**



- Blue to gray sandstone
- 2-4" thick and random lengths
- Approx coverage 20ft<sup>2</sup> / Ton